

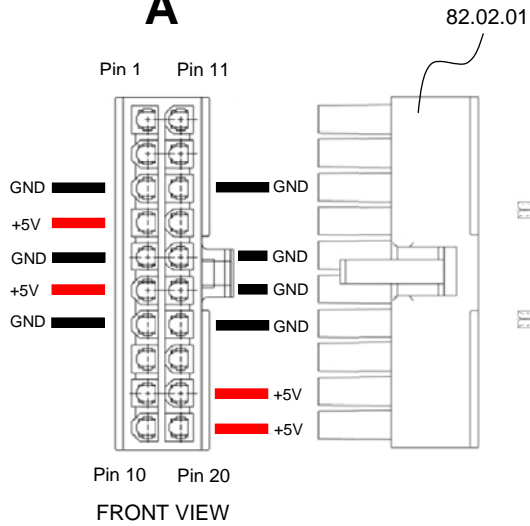
FRONT VIEW



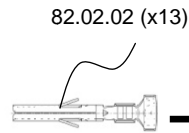
FRONT VIEW

CONNECTOR

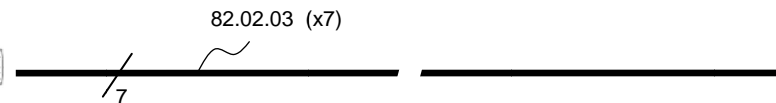
**A**



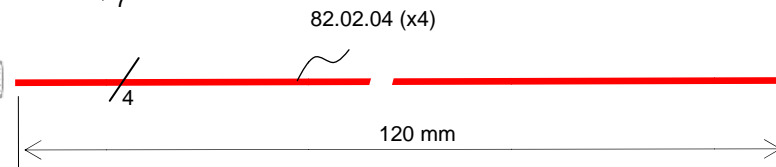
82.02.01



82.02.02 (x13)



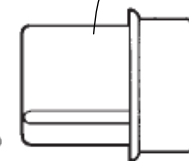
82.02.03 (x7)



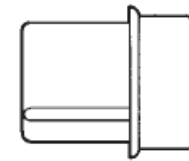
82.02.04 (x4)

120 mm

82.02.06 (x6)

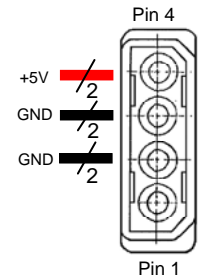


82.02.05



CONNECTOR

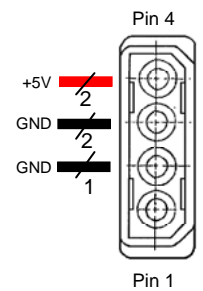
**B**



+5V / 2  
GND / 2  
GND / 2  
+5V / 2

CONNECTOR

**C**



+5V / 2  
GND / 2  
GND / 1

FRONT VIEW

Pin: Color Way

- Pin 3A – Pin 2B: BLACK
- Pin 5A – Pin 3B: BLACK
- Pin 7A – Pin 2C: BLACK
- Pin 13A – Pin 2B: BLACK
- Pin 15A – Pin 3B: BLACK
- Pin 16A – Pin 2C: BLACK
- Pin 17A – Pin 3C: BLACK

- Pin 4A – Pin 4B: RED
- Pin 6A – Pin 4B: RED
- Pin 19A – Pin 4C: RED
- Pin 20A – Pin 4C: RED

	Date	Material none	Revision A1
	Scale - none	Verified by	Quantity 1
			Sheet N°1/1